




# R.V. EDUCATIONAL INSTITUTIONS

RASHTREEYSIKSHANA SAMITHI TRUST



R.V. Teachers College Building, 15 Ashoka Pillar Road, II Block Jayanagar, Bengaluru-560011  
Ph Nos: 080-26562386, 26561777, Fax: 080-26568290, E-mail: rsst.rv@gmail.com

Ref: RSST/ 3471 /17-18

Dated: 28.08.2017


## BUDGETERY NOTE

Sub: Approval Budget Estimates for the year 2017-18 in respect of

R.V.I.M.

With reference to the above, the budget estimates of the institution cited above for the financial year 2017-18 is hereby approved by the Trust with the following observations. The copy of the approved budget is sent herewith for office record purpose.

The half yearly Income & expenditure statement to end of September 2017 against the budgetary allocation may be furnished to the Trust office on or before 15.10.2017 as per the budget format. The necessary reasons/justifications/explanations may also be furnished for non spending/excess spending of the budgetary allocations/income anticipated. The soft copy of the same may also be sent through E.mail ID [rsst.rv@gmail.com](mailto:rsst.rv@gmail.com)/[anandsarody@gmail.com](mailto:anandsarody@gmail.com)

  
HON. SECRETARY


To:  
The Principal/CEO/Director/HM/Warden

R.V. Institute of Management

Encl: a/a

Smt MAA

for needful.

  
01.09.17

RASHITREEYA SIKSHANA SAMITHI TRUST  
RV INSTITUTE OF MANAGEMENT BUDGET 2017-18

Income	B.E-2016-17	Actual-2016-17	BE-2017-18	B.E 2015-16		Explanation for nonspending/excess spending/variation in income anticipated
	BE 2014-2015	Actuals 2014-15	Revenue	Capital		
Application & Prospectus	1,25,000	1,06,500	1,25,000			
Tuition fee	5,18,92,000	4,80,01,070	5,42,77,000			
Sale of Newspapers	10,000	8,713	10,000			
Interest from Bank	3,00,000	3,21,340	3,00,000			
International/National Conference	2,00,000	59,563	2,00,000			
EDP/FDP/MDP	3,50,000	91,250	1,50,000			
Subscription of Journal	10,000	1,500	10,000			
Paper Presentation/Seminar by	50,000	14,600	50,000			
Management & Cultural Fest	1,75,000	1,53,555	1,75,000			
Misc Income	12,00,000	3,74,599	4,00,000			
Excess of Exp/Income						
<b>Total</b>	<b>5,43,12,000</b>	<b>4,91,32,690</b>	<b>5,56,97,000</b>			
Expenditure						
Advertisement & MAT AIMMA	4,00,000	96,000	4,00,000			
Establishment	2,75,00,000	2,15,47,471	2,50,00,000			
Printing & Stationery	4,00,000	3,30,202	4,00,000			
Maintenance expenditure	50,00,000	57,40,473	75,80,000			
University Affiliation,	22,00,000	28,01,990	17,00,000			
Guest Lectures	5,00,000	3,89,187	5,00,000			
Industrial visits (Local)	50,000	26,100	50,000			
Project Guidance Fee	4,00,000	2,22,485	10,00,000			
Furniture & Fixtures	10,00,000	10,08,181		10,00,000		
Teaching Aids & Maintenance	4,00,000	1,13,500		4,00,000		
Computer Lab	24,50,000	36,39,555	4,50,000	20,00,000		
Sports Expenses	1,35,000	32,200	60,000	75,000		
Library	17,70,000	70,366		17,85,000		
Contingency	4,00,000	5,51,281	4,00,000			
Papers & Periodicals	65,000	39,179	65,000			
Audit fee	50,000	39,206	50,000			
Post & Telephones	1,75,000	1,82,438	2,00,000			
Conveyance charges	2,40,000	2,32,875	2,40,000			
Functions/Mementos/gifts	4,00,000	3,92,826	4,00,000			

RASHTREEYA SIKSHANA SAMITHI TRUST  
RV INSTITUTE OF MANAGEMENT BUDGET 2017-18

Membership & Subscription	2,60,000	2,46,851	2,60,000		
Office Equipments	50,000	1,438		50,000	
Personality Development Progm	2,00,000	3,31,060	4,00,000		
Outbound activities & Indus	3,00,000	1,28,300	3,00,000		
Name Plates & Boards	50,000	40,740		50,000	
AICTE Renewals & NAAC	1,00,000	1,00,000	1,00,000		
Newsletters & Journals	3,00,000	3,60,148	3,60,000		
Property Tax	6,00,000	5,96,312	6,00,000		
Research Centre Exp	5,00,000	11,000	5,00,000		
Travelling Expenses	1,50,000	7,869	1,50,000		
Paper presentation &	2,00,000	75,973	2,00,000		
EDP/FDP/MDP	4,50,000	1,95,671	4,50,000		
Industrial Academic Interaction	50,000		50,000		
International/National Conference	2,50,000	75,842	2,50,000		
Management & Cultural Fest	2,00,000	1,74,575	2,00,000		
Video Conferencing system	6,00,000			6,00,000	
Audio & Video Systems	2,00,000			2,00,000	
Digital Studio	4,00,000			6,00,000	
Excess of Income/expen	59,17,000	93,30,896	67,60,000		
<b>Total</b>	<b>5,43,12,000</b>	<b>4,91,32,690</b>	<b>4,90,75,000</b>	<b>67,60,000</b>	

SUMMARY	
Total Estimated Income	5,56,97,000
Total Estimated Expenditure	
Revenue	4,23,15,000
Capital	67,60,000
Net Surplus	66,22,000

HON SECRETARY  
RSSST

