

Tax Invoice


(Original for Recipient)

October 08, 2021
Invoice No: 11964

Kind Attn: Dr. Purushottam Bung
Director
RV INSTITUTE OF MANAGEMENT
CA17, 36th Cross Rd
4th T Block East, Jayanagara 9th Block
Bengaluru - 560041
Karnataka - India
Client GSTIN: 29AAATR0758A1ZP

	Rate(Rs.)	Qty.	Amount(Rs.)
Subscription for 365 days			
(1) Prowess for Interactive Querying (IP)	2,55,000	1	2,55,000
Sub Total			2,55,000
Less: Discount 20.0000%			51,000
Net Amount			2,04,000
Add: IGST(18.00%)			36,720
Total (Two Lakhs Forty Thousand Seven Hundred and Twenty)			2,40,720
Amount is rounded off to the nearest Rupee.			E.&O.E.

- Draw Draft/Cheque in favour of **Centre for Monitoring Indian Economy Pvt. Ltd.**
- For electronic transfer of funds use A/C No: 004010200025665, Axis Bank Ltd.; For domestic payments, IFSC Code: UTIB0000004, RTGS IFSC Code: UTIB0000004.
- CMIE PAN No: AAACC1519P, GSTIN: 27AAACC1519P1ZJ, ARN: AA270317186167W
- Goods & service tax charged on service(s) under category Licensing services for the right to use computer software and databases & SAC: 997331
- Subscription period begins from the first issuance of a login.
- Access to Service(s) is subject to the clearance of the full payment towards the Service(s).
- Payment for the service(s) mentioned above implies acceptance of each service's "Usage Agreement" titled "Agreement for use of CMIE's services" by you and your organisation.
- Note that the terms and conditions set in the "Usage Agreement" titled "Agreement for use of CMIE's services" available on each service's website are the only terms of use for that service. They contain the entire Agreement and supercede all previous commitments or agreements regarding that service.
- Payment term for this invoice is 21 days from the date of invoice.
- This is a computer generated invoice and does not require any signature.


Dinesh Konchada
Business Relationship Manager
M: 919439312903

 Centre For Monitoring Indian Economy Pvt Ltd
307, Brigade Towers,
135, Brigade Road,
BANGALORE - 560025

LIB.
L
10/10

Total Invoice Amt Rs. 2,40,720/-
 Less: TDS @ 10% 20,400/-
Total Rs 2,20,320/-

R V Institute of Management	
PR _____	Dt. _____
RFQ _____	Dt. _____
PO <u>3300006333</u>	Dt. _____
MIGO/SES <u>1000017227</u>	Dt. _____
MIRO <u>6105620173</u>	Dt. <u>25/10/21</u>
PAYMENT _____	Dt. _____

1500000215

No. <u>508313</u>	Date <u>26/10/21</u>
INSTITUTE OF MANAGEMENT	
Subscription	
Issued for Rs. <u>2,20,320/-</u>	
in words <u>Two lakh twenty thousand three hundred twenty only</u>	
Authorised Signatories	

26-10-21

Rastreeya Sikshana Samithi Trust
R.V.Institute of Management,
Ca-17, 26th main, 36th cross, 4th T Block,
Jayanagar, Bangalore

Date: 28.09.2021

To,
The Director,
RVIM,
Bangalore-560041.

Respected Sir,

Sub: Seeking permission to Subscribe **Prowess IQ (IP) Database**-reg.

With reference to above subject , we wish to subscribe Prowess IQ (IP) online database is a product of Centre for Monitoring Indian Economy (CMIE) . **Prowess IQ is a query –able database of around 50,000 Indian companies** . The **Prowess IQ** database includes all companies traded on the national stock exchange and the Bombay Stock Exchange, thousands of unlisted public limited companies and hundred of private limited companies. The database is very useful for the students in their regular learning and also for their internship training and disseration projects. And the database is useful for Faculty members, Research Scholars and students for their research purpose also. They agreed to provide remote access of database for all our students.

Earlier our institute has subscribed Capitaline online database . This year we would like to subscribe ProwessIQ database which has more reliable data on Indian Companies , Investment projects, Industries, commodities, households and the Indian economy.

As per Quotation received from CMIE Blore, the Total amount of Prowess IQ is **Rs. 2,55000/-**
After 20% discount the total **Rs. 251000/- + 18 % = Rs. 2,40,720/-**

Sl.No.	Title	Period	Amount
01.	Prowess IQ (IP) online Database	2021 Oct – 2022 Sept	Rs. 2,55000/-

Total Amount Rs. 2,55000/-

20% dis Rs. 51000/-

Rs. 204000/-

18% GST Rs. 36720/-

Rs. 2,40,720/-

Total Amount Rupees Two Lakhs Forty thousand Seven hundred and Twenty Rupees only.

Salient Features of the Prowess IQ online database are:


- Listed companies 5079
- More than 45,706 companies (unlisted) with historical data covered.
- Public sector companies 1354
- Indian Private Companies 47,567
- Manufacturing Companies 17,692
- The Database is standardised to enable inter-company and temporal comparisons.
- Prowess IQ provides time-series data from 1989.
- Database Spans Three Decades from 1990 to 2000, 2001 to 2010, 2010 to till date.
- The Database is updated every day. The count increases every day.
- For more information a Prowess Database is enclosed in separated sheet.

Total Amount Rupees Two Lakhs Forty thousand Seven hundred and Twenty Rupees only.

So we request you kindly permit us to subscribe the same.

Thanking You,

Yours Sincerely,


Anupama S.M
Librarian.

Encl: Prowess database proposal.

Alca

Jill last year we subscribed for CAPITALINE database, which costed us around ₹. 70000/-. But from this year they have increased their price.

From the current year onwards we would like to subscribe for PROWESS-IQ database of companies as it is much more advanced, authenticated and has a bigger collection. All premier Institutions subscribe PROWESS-IP database. It is going to cost us ₹. 2.04 lakh + GST.

 For your kind approval on SAP



Fwd: CMIE Information Solutions

Dileep RVIM <dileep.rvim@rvei.edu.in>
To: Director RVIM <director.rvim@rvei.edu.in>

22 September 2021 at 11

----- Forwarded message -----
From: Dinesh Konchada <dkonchada@cmie.com>
Date: Tue, 14 Sept 2021 at 10:27
Subject: CMIE Information Solutions
To: <dileep.rvim@rvei.edu.in>

Dear Sir,

Greetings from CMIE!

As you may readily agree, an education institution or an university is known for its research, and for conducting research, researchers need authentic and reliable data. With more than 40 years of helping leaders and professionals take informed decisions, Centre for Monitoring Indian Economy (CMIE) is known for providing reliable data on Indian companies, investment projects, industries, commodities, households and the Indian economy.

One of our widely used Database is Prowess IQ and Prowess DX

ProwessIQ is a query-able database of around 50,000 Indian companies. The Prowess database includes all companies traded on the National Stock Exchange and the Bombay Stock Exchange, thousands of unlisted public limited companies and hundreds of private limited companies

The database is built from Annual Reports, quarterly financial statements, Stock Exchange feeds and other reliable sources. There are over 3,500 data-fields per company in the Prowess database.

The database is standardised to enable inter-company and temporal comparisons. ProwessIQ provides time-series data from 1989.

Prowess is most useful in applications where we need to find companies that satisfy a set of conditions. ProwessIQ is designed to facilitate the clear articulation of the conditions of a search and the delivery of a well-formatted output of the consequent results.

There are 84 different Query Triggers in ProwessIQ. Each is designed to facilitate the querying of a distinct part of the database. Results of each of the Query Triggers can be easily combined with those of others. Querying can therefore be an iterative process to discover the companies that best meet the criteria articulated by you. This iterative process of querying is the power of ProwessIQ.

Apart from Prowess data base we have macro economic database (Economic Outlook), Industrial Level Database (Industry Outlook)

We strongly believe that CMIE databases would be of great value to your institute. We therefore recommend your institute to join the prestigious list of institutes including Harvard, Princeton, IIMs, ISB, etc. to use CMIE information solutions. Subscription to Prowess , Economic Outlook , Industry Outlook is just to ensure that the most basic services are not missed by your institute.

Now students and faculty can access CMIE database outside campus also

please find the Price details following -

Information solutions	Annual subscription	Discount	Discount amount	Net amount excluding 18% GST
ProwessIQ (IP)	2,55,000	20.00%	51,000	2,04,000
Industry Outlook (IP)	4,17,000	20.00%	83,400	3,33,600
Economic Outlook (IP)	3,27,000	20.00%	65,400	2,61,600
ProwessIQ (IP) + Economic Outlook (IP)	5,82,000	20.00%	1,16,400	4,65,600
ProwessIQ (IP) + Industry Outlook (IP)	6,72,000	20.54%	1,38,000	5,34,000
ProwessIQ (IP) + Industry Outlook + Economic Outlook (IP)	9,99,000	21.99%	2,19,750	7,79,250

48,36720

For more details on services please refer to the product brochure attached in the mail

Regards,

Dinesh Konchada
Business Relationship Manager
Centre for Monitoring Indian Economy Pvt. Ltd.
307, Brigade Towers,
135 Brigade Road,
Bangalore 560025
+91 9439312903 (M)
www.cmie.com

LIB
AI. diary
compare it with
capital line
f. diary
After 11:30 about
final price.
22/9

5 attachments

With Regards:
Dileep
Assistant Professor Dept. of Finance
R V Institute of Management - Bangalore

About us

CMIE, or the Centre for Monitoring Indian Economy, is a leading business information company. Established in 1976, it straddles the entire information food-chain - from primary data collection through analytics and forecasting. It provides services to the entire spectrum of business information consumers that includes governments, academia, financial markets, business enterprises, professionals and the media.

CMIE produces economic and business databases and develops specialised analytical tools to deliver these to its customers for decision making and for research. It analyses the data to decipher trends in the economy.

CMIE has built India's largest database on the financial performance of individual companies; it conducts the largest survey to estimate household incomes, pattern of spending and savings; it runs a unique monitoring of new investment projects on hand and it has created the largest integrated database of the Indian economy.

With over four decades of experience, CMIE has honed its skills in analysing the current and prospective trends in the Indian economy. It delivers these insights through its services to its customers.



Website <http://www.cmie.com> 

Industries Information Services

Company size 201-500 employees

Headquarters Mumbai, Maharashtra

Type Privately Held

Founded 1976

Specialties Macro-economic databases, Company databases, Forecasts & Analytics, and Largest Indian Household Survey





Companies in the ProwessIQ Database

	Companies
Listed	5,079
Unlisted	45,706
Public Sector	1,354
Indian Private	47,567
Foreign Owned	1,864
Manufacturing	17,692
Electricity	984
Mining	278
Construction & real estate	4,015
Non financial services	16,721
Financial services	10,620
Diversified, etc.	484
Total	50,785



CMIE






Contents per company in ProwessIQ Database

Standardised Data from Audited Financial Statements

- ❖ Income details
- ❖ Expense details
- ❖ Profits & appropriations
- ❖ AS-20, AS-22 disclosures
- ❖ Shareholders funds
- ❖ Long-term liabilities
- ❖ Current liabilities & provisions
- ❖ Contingent liabilities
- ❖ Long-term assets
- ❖ Current assets & loans & advances
- ❖ Cash flow

Ratios derived from Standardised Financial Statements

- ❖ Profitability ratios
- ❖ Returns on investments
- ❖ Liquidity ratios
- ❖ Working capital cycle
- ❖ Distribution of expenses
- ❖ Banking & NBFC ratios



2



Contents per Company in ProwessIQ Database

- ❖ Company background
- ❖ Industry & ownership classification
- ❖ Composition of board
- ❖ Cross directorships
- ❖ Remuneration of board members
- ❖ Structure of ownership
- ❖ Major owners
- ❖ Subsidiaries
- ❖ Auditors
- ❖ Related party transactions
- ❖ Insider trading
- ❖ Substantial acquisition of shares
- ❖ Quarterly financial statements
- ❖ Performance by product segments
- ❖ Performance by geographic segments
- ❖ Products manufactured/sold
- ❖ Energy consumption
- ❖ Product-wise energy consumption
- ❖ Daily share prices & total returns
- ❖ Valuation indicators
- ❖ Rating by rating agencies
- ❖ Mergers & acquisitions
- ❖ Capex projects
- ❖ News link
- ❖ Announcements to Exchanges

