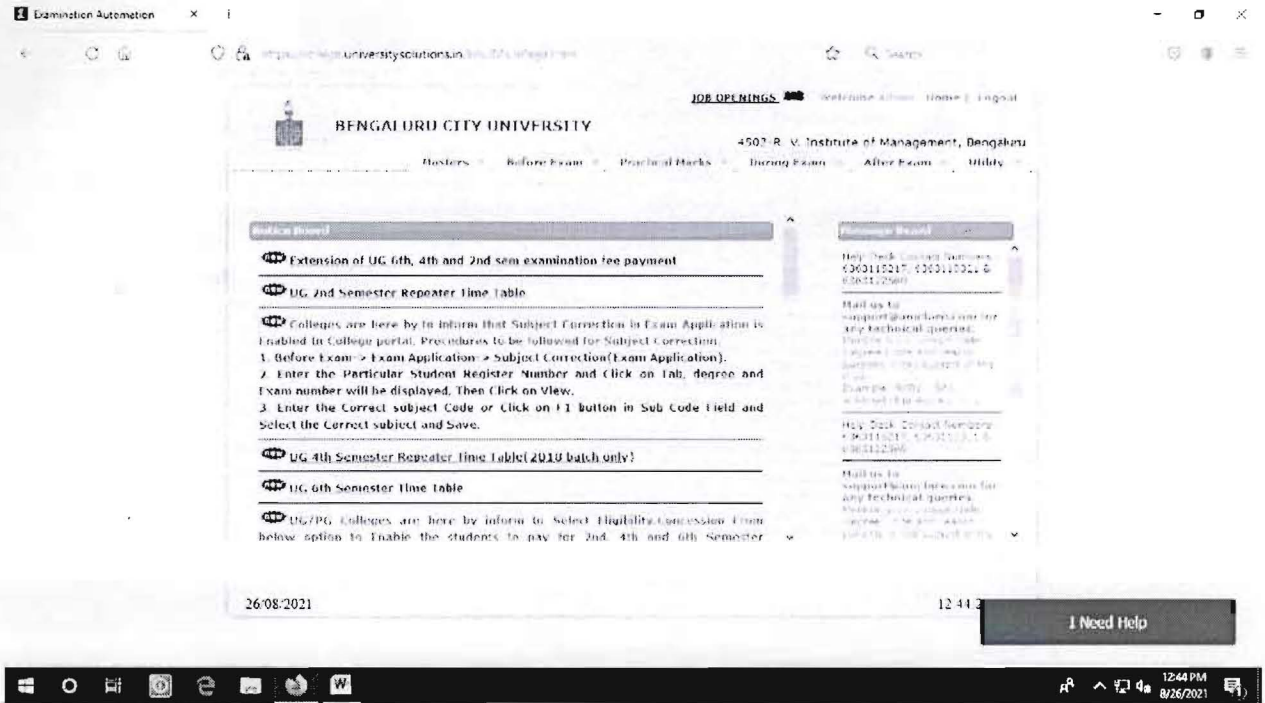


# Bengaluru City University Examination Process



The screenshot shows the Bengaluru City University website. The header includes the university name, logo, and navigation links for Masters, Before Exam, Practical Marks, During Exam, After Exam, and Utility. The main content area is titled 'BENGALURU CITY UNIVERSITY' and '4501 R. V. Institute of Management, Bengaluru'. It features several news items under 'Notice Board' and 'Message Board'. The 'Notice Board' items include: 'Extension of UG 6th, 4th and 2nd sem examination fee payment', 'UG 2nd Semester Repeater Time Table', 'Colleges are hereby informed that Subject Correction in Exam Application is Enabled in College portal. Procedures to be followed for Subject Correction. 1. Before Exam -> Exam Application -> Subject Correction (Exam Application). 2. Enter the Particular Student Register Number and Click on Tab, degree and Exam number will be displayed. Then Click on View. 3. Enter the Correct subject Code or Click on F1 button in Sub Code field and Select the Correct subject and Save.', 'UG 4th Semester Repeater Time Table(2018 batch only)', 'UG 6th Semester Time Table', and 'UG/PG Colleges are hereby informed to Select Eligibility/Accession Form below option to Enable the students to pay for 2nd, 4th and 6th Semester'. The 'Message Board' contains contact information for support@bciuniversity.com and technical queries. The footer shows the date '26/08/2021' and a time of '12:44'. A 'I Need Help' button is visible in the bottom right corner.



The screenshot shows the 'Mark Entry Subjectwise-1' page on the Bengaluru City University website. The page title is 'Mark Entry Subjectwise-1'. It features a search form with the following fields: 'Category' (set to 'Theory'), 'Degree Code', 'Exam No.', 'Subject', 'Reg Range' (set to 'Between'), 'From' (set to '0000000'), 'To' (set to '2222222'), 'Test' (set to 'System'), and 'View'. The footer shows the date '26/08/2021' and a time of '12:57'. A 'I Need Help' button is visible in the bottom right corner.



# Bengaluru City University Examination Process

The screenshot shows the Bengaluru City University Examination Process website. The page title is "BENGALURU CITY UNIVERSITY" and the URL is "https://college.universitiesolutions.in/bcu/MainPage.html". The page is for "4502-R. V. Institute of Management, Bengaluru". The "Before Exam" menu is open, showing options like Admission, Study Material, Exam Application, Room Allotment, Update Section, and I.A. Marks. The "Notice Board" section contains several announcements, including "Extension of UG 6th, 4th and 2nd", "UG 2nd Semester Repeater Time", and "UG 4th Semester Repeater Time Table (2018 batch only)". A "Message Board" on the right provides contact information for technical queries. The date is 26/08/2021 and the time is 12:43:30. An "I Need Help" button is visible at the bottom right.

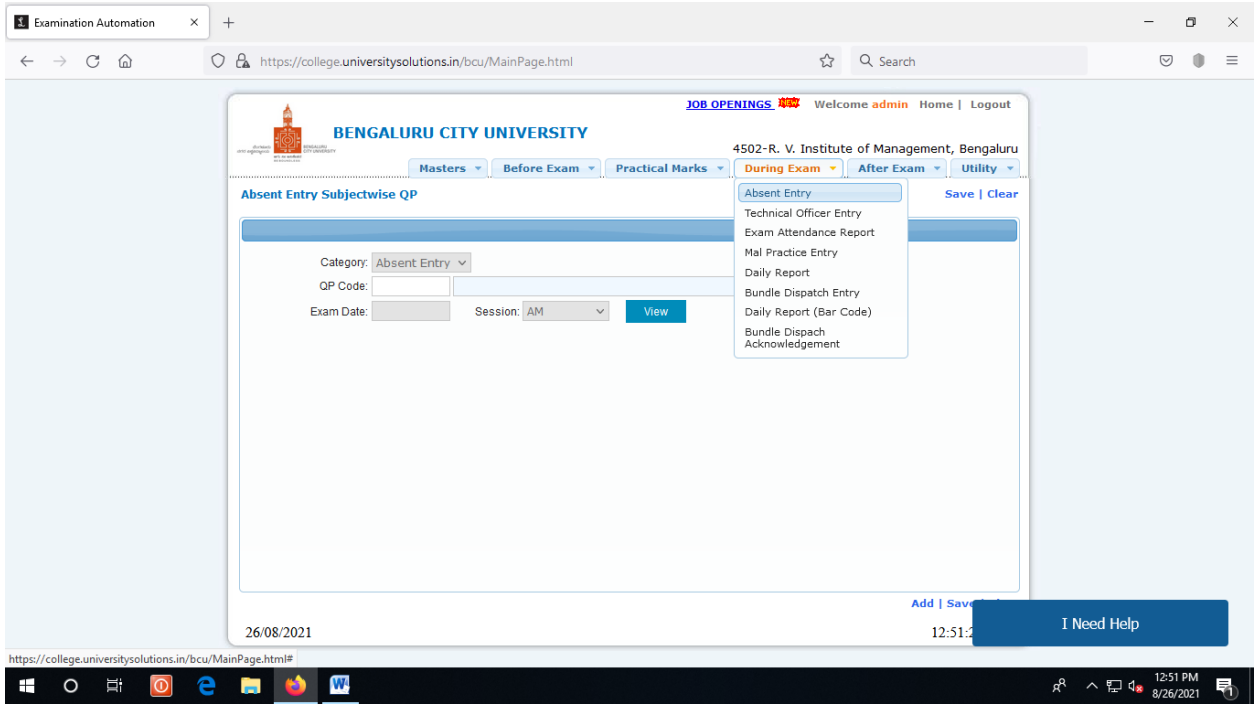
The screenshot shows the Bengaluru City University Examination Process website. The page title is "BENGALURU CITY UNIVERSITY" and the URL is "https://college.universitiesolutions.in/bcu/MainPage.html". The page is for "4502-R. V. Institute of Management, Bengaluru". The "Center Wise Appearing List (QP Wise)" form is displayed. The form includes fields for Exam Date Range (DD/MM/YYYY - DD/MM/YYYY), QP Code Range (00000 - ZZZZZ), Session (a dropdown menu with "--Select--"), and a checkbox for "Page break at every Session?". The date is 26/08/2021 and the time is 12:58:30. An "I Need Help" button is visible at the bottom right.

# Bengaluru City University Examination Process

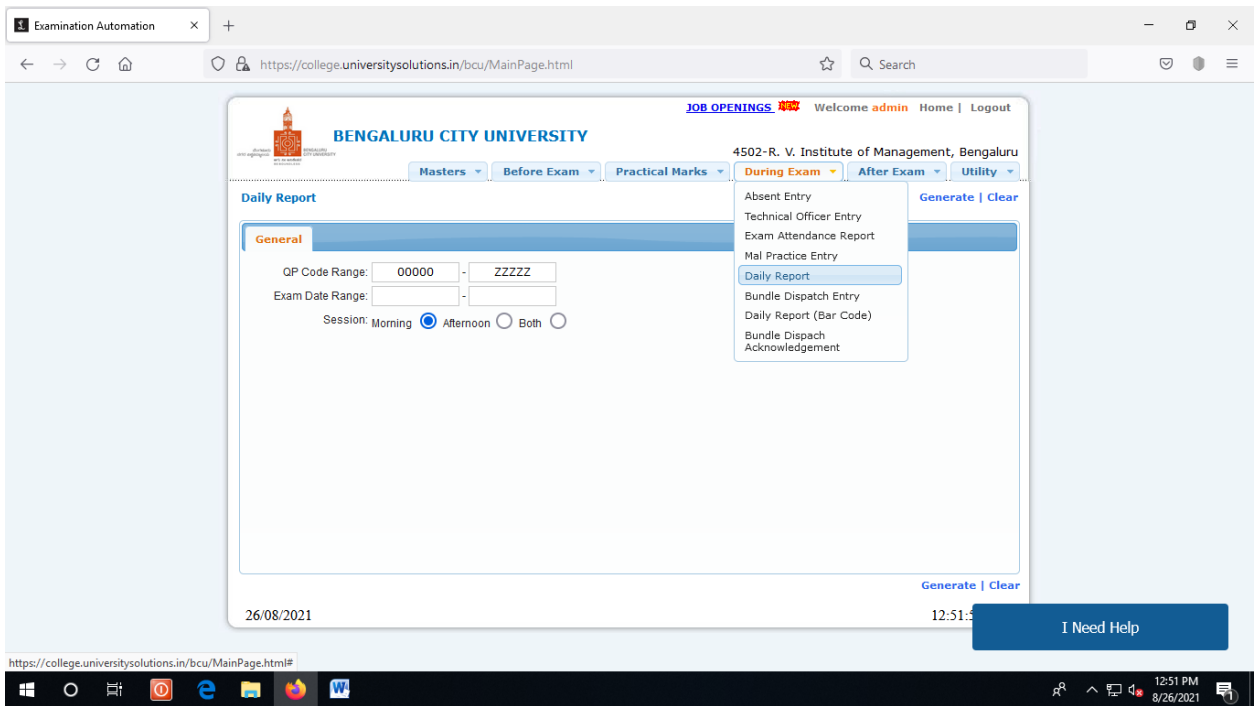
The screenshot shows the Bengaluru City University Examination Process web application. The page title is "BENGALURU CITY UNIVERSITY" and the user is logged in as "admin". The page is titled "Room Declaration and Capacity" and has a sub-menu open for "Room Allotment". The sub-menu options are: QP Packet Opening Certificate, QPwise Students Count, Room Creation, Room Allotment Datewise, Room Allotment Summary, Invigilators Dairy and Roomwise Nos List, and Notice board Chart. The page also has a "save | clear | Exit" button and a timestamp of "26/08/2021 12:49:2".

The screenshot shows the Bengaluru City University Examination Process web application. The page title is "BENGALURU CITY UNIVERSITY" and the user is logged in as "admin". The page is titled "Room Allotment Summary" and has a sub-menu open for "Room Allotment". The sub-menu options are: QP Packet Opening Certificate, QPwise Students Count, Room Creation, Room Allotment Datewise, Room Allotment Summary, Invigilators Dairy and Roomwise Nos List, and Notice board Chart. The page also has a "Generate | Clear | Exit" button and a timestamp of "26/08/2021 12:49:2".

# Bengaluru City University Examination Process



The screenshot shows the 'Absent Entry Subjectwise QP' page. At the top, there is a navigation bar with 'Masters', 'Before Exam', 'Practical Marks', 'During Exam', 'After Exam', and 'Utility'. The 'During Exam' menu is open, showing options like 'Absent Entry', 'Technical Officer Entry', 'Exam Attendance Report', 'Mal Practice Entry', 'Daily Report', 'Bundle Dispatch Entry', 'Daily Report (Bar Code)', 'Bundle Dispatch Acknowledgement', and 'I Need Help'. The main form has a 'Category' dropdown set to 'Absent Entry', an empty 'QP Code' field, and an 'Exam Date' field. A 'Session' dropdown is set to 'AM', and a 'View' button is present. The page footer shows the date '26/08/2021' and the time '12:51:5'. The browser address bar shows 'https://college.universitysolutions.in/bcu/MainPage.html'.



The screenshot shows the 'Daily Report' page. The 'During Exam' menu is open, with 'Daily Report' selected. The main form has a 'General' section with 'QP Code Range' (00000 - ZZZZZ) and 'Exam Date Range' fields. The 'Session' section has radio buttons for 'Morning', 'Afternoon' (selected), and 'Both'. The page footer shows the date '26/08/2021' and the time '12:51:5'. The browser address bar shows 'https://college.universitysolutions.in/bcu/MainPage.html'.

# Bengaluru City University Examination Process

The screenshot shows the 'BUNDLE DISPATCH' section of the Bengaluru City University examination portal. The page header includes the university logo, 'BENGALURU CITY UNIVERSITY', and navigation links for 'Masters', 'Before Exam', 'Practical Marks', 'During Exam', 'After Exam', and 'Utility'. A dropdown menu is open under 'During Exam', listing options such as 'Absent Entry', 'Technical Officer Entry', 'Exam Attendance Report', 'Mal Practice Entry', 'Daily Report', 'Bundle Dispatch Entry', 'Daily Report (Bar Code)', 'Bundle Dispatch', and 'Bundle Dispatch Acknowledgement'. The 'Bundle Dispatch Entry' option is highlighted. Below the menu, there are input fields for 'QP Code', 'Exam Date', and 'Session' (set to 'AM'), along with a 'Total Bundles' field and a 'View' button. At the bottom of the section, there are links for 'Save', 'Print Bundle Packing Sheet', and 'Clear'. The date '26/08/2021' and time '12:52:00' are displayed at the bottom left, and an 'I Need Help' button is at the bottom right.

The screenshot shows the 'ANSWER BOOK BUNDLE ACKNOWLEDGEMENT' section of the Bengaluru City University examination portal. The page header is identical to the previous screenshot. The dropdown menu is open, and 'Bundle Dispatch Acknowledgement' is highlighted. Below the menu, there is an 'Exam Date' field with the value '26/8/2021' and two radio buttons for 'Morning Session' (selected) and 'After Noon Session'. At the bottom of the section, there are links for 'Generate' and 'Clear'. The date '26/08/2021' and time '12:52:00' are displayed at the bottom left, and an 'I Need Help' button is at the bottom right.

# Bengaluru City University Examination Process

The screenshot shows the 'Invigilators Dairy and Roomwise Nos List' page in the Bengaluru City University Examination Process web application. The page header includes the university logo, 'BENGALURU CITY UNIVERSITY', and navigation links for 'Masters', 'Before Exam', 'Practical Marks', 'During Exam', 'After Exam', and 'Utility'. The user is logged in as 'admin' and is at the '4502-R. V. Institute of Management, Bengaluru'. The 'Before Exam' menu is open, showing options like 'Admission', 'Study Material', 'Exam Application', 'Room Allotment', 'Update Section', and 'I.A. Marks'. The 'Room Allotment' option is selected, leading to a sub-menu with options like 'QP Packet Opening Certificate', 'QPwise Students Count', 'Room Creation', 'Room Allotment Datewise', 'Room Allotment Summary', 'Invigilators Dairy and Roomwise Nos List', and 'Notice board Chart'. The 'Invigilators Dairy' section contains form fields for 'Select Report', 'Date', 'Session', 'Faculty', 'QP Code Range', and 'Room Range', along with a 'Page Eject At Every Room' checkbox. The page footer shows the date '26/08/2021' and the time '12:56:1'. A 'I Need Help' button is visible in the bottom right corner.

The screenshot shows the 'Room Allotment Datewise' page in the Bengaluru City University Examination Process web application. The page header is identical to the previous screenshot. The 'Before Exam' menu is open, and the 'Room Allotment' option is selected, leading to a sub-menu with options like 'QP Packet Opening Certificate', 'QPwise Students Count', 'Room Creation', 'Room Allotment Datewise', 'Room Allotment Summary', 'Invigilators Dairy and Roomwise Nos List', and 'Notice board Chart'. The 'Room Allotment Summary' option is selected. The 'Room Allotment Datewise' section contains form fields for 'Degree Group', 'Date', 'Session', and 'Room Range', along with a 'GO' button. The page footer shows the date '26/08/2021' and the time '12:56:1'. A 'I Need Help' button is visible in the bottom right corner.