



**Rashtrereya Sikshana Samithi Trust**  
**R. V. INSTITUTE OF MANAGEMENT**  
**CA-17, 36<sup>TH</sup> CROSS, 26<sup>TH</sup> MAIN, 4<sup>TH</sup> T BLOCK, JAYANAGAR,**  
**BANGALORE - 41**

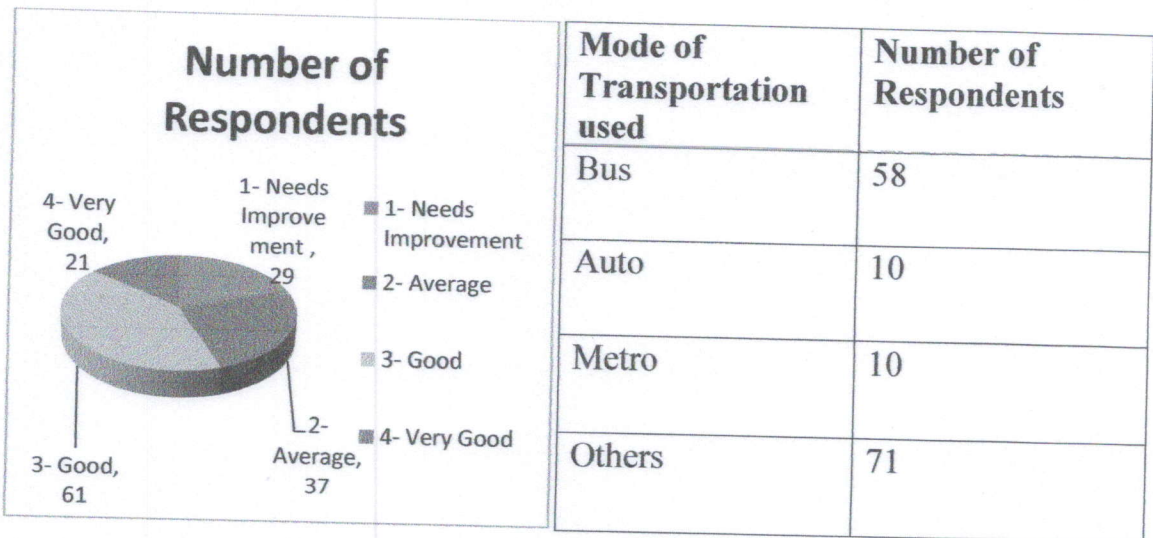
**PUBLIC TRANSPORT REPORT**  
**2017-18**

Submitted By-  
Mr Vedh G Shaikh, III Sem MBA  
Ms Monika T M, III Sem MBA  
Ms Varshini G, III Sem MBA



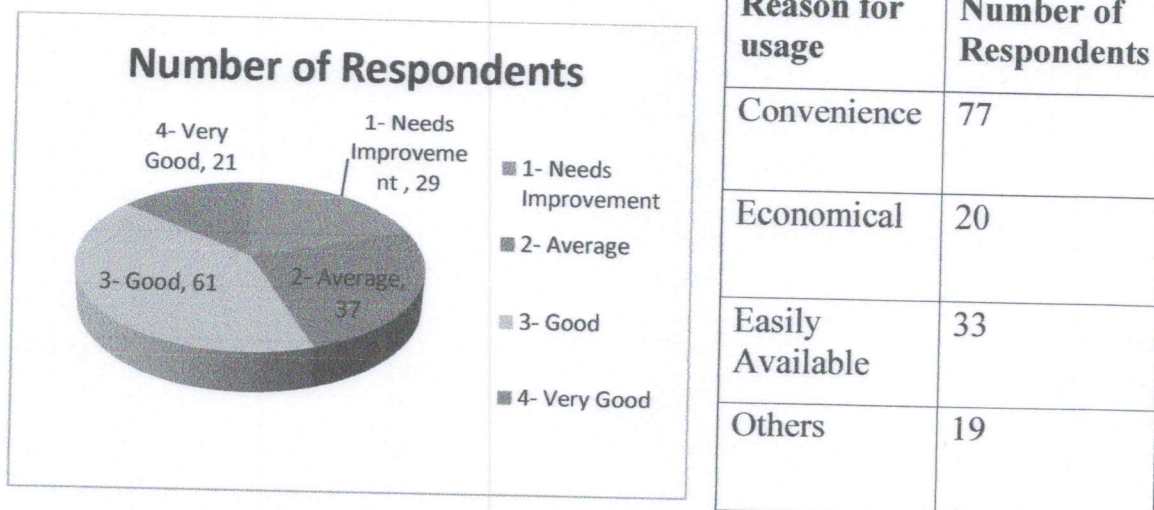
## Survey on the usage of the public transportation by the students of R V Institute of Management

1. What is the mode of transportation you use to come to college every day?



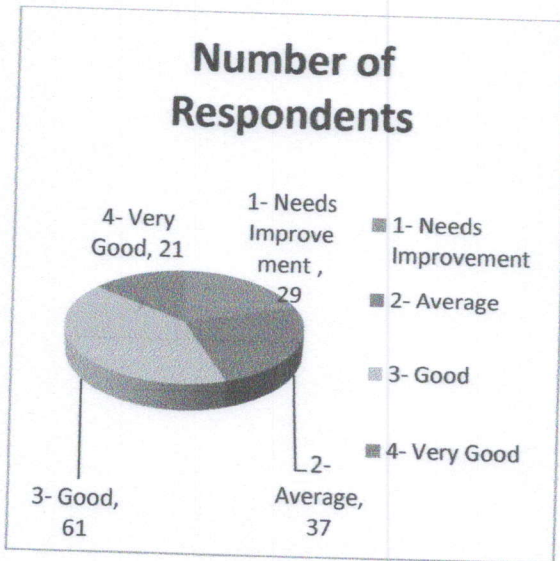
From the survey we can see that most of the students prefer own vehicle (Two wheeler) or they prefer to come by walk. The next priority is given for the public transport i.e, Bus. Most of the students take BMTC for travelling.

2. Why do you use it?



Most of the students prefer because its convenience to use it. The students can easily get the buses from any place and there is sufficient number of buses especially in the route of RV institute of technology.

3. If given an alternative, what would you prefer?

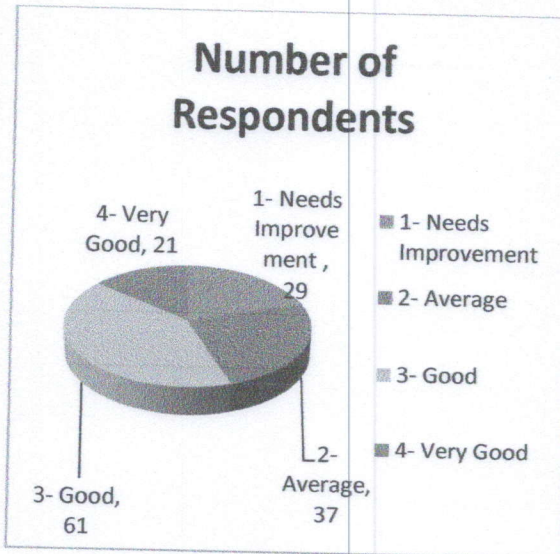


Preferred Alternative	Number of Respondents
Bus	43
Auto	16
Metro	26
Others	64

Most of the students stays nearby (Hostels and Paying Guest) and like to come by walk or in their own vehicle. Another crowd would like to choose either bus or metro since it is convenient and easily available. Even they would like to travel by college bus if given an alternative.



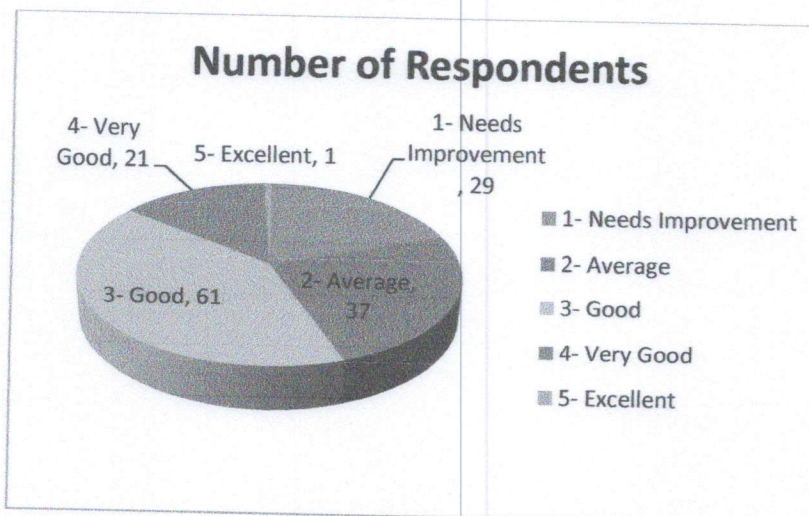
4. What would you think is the economical mode for transportation?



Economical mode of Transportation	Number of Respondents
Bus	93
Auto	3
Metro	26
Others	27

Students believe that the most economical mode of transportation is BMTC since students can afford the expenses and the students who stays nearby like to come by walk since it is very economical.

5. Rate the public transport based on your level of comfort.  
(Rating Scale: 1- Needs Improvement, 2- Average, 3- Good, 4- Very Good, 5- Excellent)



Rating	Number of Respondents
1- Needs Improvement	29
2- Average	37
3- Good	61
4- Very Good	21
5- Excellent	1



83 students out of 149 rate the comfort of using public transport as "Good" and 37 as Average. Hence the availability of buses in all the routes has to be increased and it should be made convenience for customers to travel.

\*\*\*\*\*

